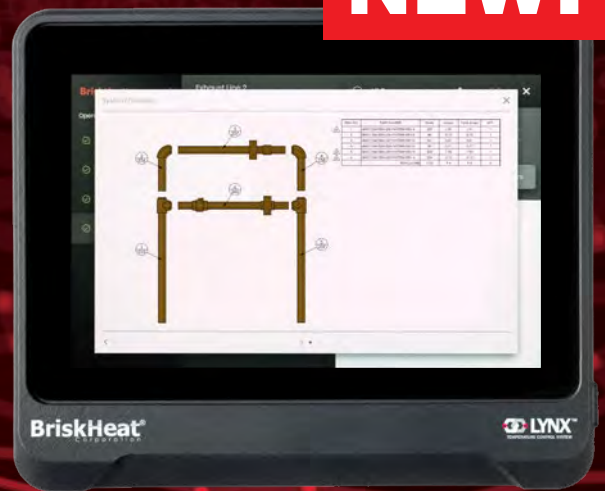


BriskHeat[®] Your *Heating* Specialist since **1949**

LYNX[™] TEMPERATURE CONTROL SYSTEM

Your Link to Process Perfection and Peace of Mind

NEW!



LYNX[™]
TEMPERATURE CONTROL SYSTEM

LYNX™ TEMPERATURE CONTROL SYSTEM

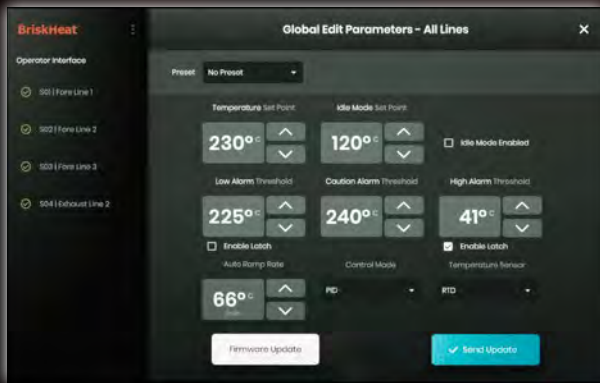
The LYNX Temperature Control System is a state-of-the-art PID (proportional integral derivative) temperature control system comprised of up to 1,024 zones. Each heater (zone) can be individually controlled and monitored. This provides users the ability to track each unit's performance. Monitor each zone from the full-color touchscreen, the highly visible indicator lights, a remote system, or via email alerts. Extraordinary features and benefits coupled with incredible versatility meet your process expectations with this unique temperature control system.



- ▶ 1:1 PID control to EACH heater
- ▶ Can be used independently or as a system of up to 1,024 zones of control
- ▶ Easy to use Operator Interface (OI) and Temperature Control Modules
- ▶ Can connect to CMS via Modbus
- ▶ Sends email alerts
- ▶ Idle mode option saves energy and time during maintenance

LYNX™ OPERATOR INTERFACE PANEL HIGHLIGHTS

► Provides complete control and system optimization for maximum precision



► User-configurable graphical mapping and naming to match application provides ease of use



► Historical graphing of temperature, duty cycle and current displays performance over time



► Alarm history for diagnostics



► Controls up to eight (8) strings with up to 128 PID controllers per string for expandability

► Each string has individual dry contact for alarm to provide easier troubleshooting



► Additional Highlights

Features	Benefits
Large 25.7 cm (10.1 in) touchscreen	Allows for easy monitoring and programming
Wired or Wireless (WiFi) Communications	Sends email alerts
Modbus communications	Allows remote access and control via HMI
Zone-locator feature	Enables user to easily identify specific modules
USB port	Simplifies ability to upload firmware and download data
Global programming	Saves time

LYNX™ PID DIGITAL CONTROL MODULES HIGHLIGHTS

- ▶ 1-to-1 control for each heater promotes uniformity



- ▶ Fully functional PID controller in a small, compact design to fit in tight spaces



- ▶ Can be used with a wide variety of heaters



LYNX™ PID DIGITAL CONTROL SYSTEM HIGHLIGHTS

► Use controllers independently or in a system for maximum versatility



► Highly visible multi-color display indicates operating status

► Select between latched and unlatched alarms



► Additional Highlights

Features	Benefits
"Smart controller"	Provides self-diagnosis of heaters and sensors
3-button touchpad	Ability to program at module
Large 3-digit display	Makes temperature easy to see
PID with auto-tuning	Allows for tighter control of your process
Low and high temperature alarms	Provides additional control and peace of mind

LYNX™ SPECIFICATIONS

Specifications:

Voltage: 100 – 277 VAC

Max. Amp Load: 7 amp at 25°C (77°F) ambient; 4 amp at 40°C (104°F)

Temperature Control Range: 0°C to 600°C (0°F to 999°F)

Display: Red LEDs show current temperature in °F or °C

Sensor Input: Type-J and Type-K Thermocouples; PT100-RTD

Accuracy:

- RTD: $\pm(0.25^{\circ}\text{C} + 0.125\%$ of temperature in $^{\circ}\text{C}$) ($0.45^{\circ}\text{F} + 0.125\%$ of temperature in $^{\circ}\text{F}$)
- J Thermocouple: $\pm 1.09^{\circ}\text{C}$ (1.96°F)
- K Thermocouple: $\pm 1.13^{\circ}\text{C}$ (2.03°F)

Alarms: Multi-color LED display with highly visible viewing

Power cord: Harness are sold separately; available in several lengths, with or without communications cable

Connections: Control modules require docking station (included with some heaters or separate harness for stand-alone use); see ordering information for options

Modbus: Modbus RTU cable is included on some power cord harnesses for communication to Operator Interface or CMS; Modbus TCP/IP connection on Operator Interface for communication to CMS

Enclosure Rating/Classification Designation:

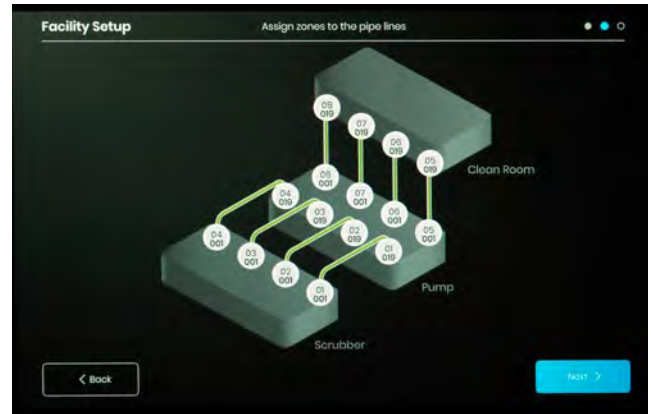
- Operator Interface: IP10
- Docking Station and Control Module: IP 20

Environmental Exposures:

- Altitude up to 2,000 m (6,562 ft)
- Operating range: 5°C to 40°C (41°F to 104°F)
- Storage range: -40°C to 60°C (-40°F to 140°F)
- Relative humidity: up to 80% at 31°C (88°F) decreasing to 50% at 40°C (104°F)

Enclosure Dimensions:

- Operator Interface: 276 mm wide x 229 mm high x 81 mm deep (10.9 in wide x 9.0 in high x 3.2 in deep)
- Module: 49.5 mm wide x 75.4 mm high x 43.2 mm deep (1.95 in wide x 2.97 in high x 1.7 in deep)



Intertek

pending



pending

LYNX™ ORDERING INFORMATION

Operator Interface

A complete LYNX™ Temperature Control System typically includes an Operator Interface capable of controlling up to eight (8) strings of heaters. Operator Interfaces are available with different power plugs and can be used at any voltage between 100-277 VAC.

LYNX-OI-10	X	
		Power Plug
		A = NEMA 5-15
		B = Ferrule Ends
		C = Schuko CEE7/7
		D = NEMA 6-15
		E = UK Type-G
		F = NEMA L6-15 Twist-lock

Control Module

LYNX-MOD – PID Temperature Control Module

Power and Communication Harness

Each Temperature Control Module receives power from a docking station which also provides power to the heater. BriskHeat cloth heating jackets typically include a prewired docking station for fast installation. Other heaters may be custom ordered with a prewired dock and temperature sensor. If the heater includes a dock, select the power harness in the length required with the appropriate power plug.



LYNX-HN-	L	X	
			Power Plug
Cord Lengths			
60 = 6 ft (1.8 m) Power, no communication cable			A = NEMA 5-15
66 = 6 ft (1.8 m) Power, 6 ft (1.8 m) communication cable			B = Ferrule Ends
12 = 12 ft (3.6 m) Power, 12 ft (3.6 m) communication cable			C = Schuko CEE7/7
			D = NEMA 6-15
			E = UK Type-G
			F = NEMA L6-15 Twist-lock



Docking Station Assembly


For heaters without a dock, select an assembly with appropriate receptacles. This is determined by the heater plug and sensor type used in the system. Some free-standing dock assemblies include both the receptacle and mating plug to connect to the heater. Note: Temperature sensor receptacles are 2-position, and accept standard or mini sizes.

LYNX-DOC1-	S	X	
			Heater Receptacle
Temperature Sensor			
J = Type-J Thermocouple			A = NEMA 5-15R
K = Type-K Thermocouple			D = NEMA 6-15R
R = RTD			G = IEC13 with IEC14 mate
			H = HAN Q 2/0 with mate
			L = ML-2R Mini-twist and mate



LYNX™ TEMPERATURE CONTROL SYSTEM

 LYNX™ has the flexibility to be used in a variety of applications with a wide range of heating products. BriskHeat Corporation's Application Book includes examples of many applications with additional documents available at the  LYNX™ resources tab. www.briskheat.com/applications/application-book.html.

Below is a sample of applications where  LYNX™ is the solution:

Some Typical Applications

- Deposition and Etch Processes
- Gas Delivery System Heating
- Gas Line Heating for Solar Cell Production
- Food Shortening Warming
- Perfume & Flavor Viscosity Control
- Brewery Lab Flavor Testing
- Scientific/Analytical Instrumentation
- Particle Accelerator
- Vacuum Bake-Out
- Wet Laboratory Heating
- Dry Chemical Processing
- Cosmetics Process Heating
- Laboratory, and Research and Development
- Valve, Pump and Individual-Object Heating
- Cannabis Distillation



ABOUT BRISKHEAT

BriskHeat offers a full range of surface and immersion heating solutions. We help our customers decrease downtime, increase throughput, and maximize profits. Large projects or small, high volume or low, domestic or world-wide, BriskHeat stands by to help you with any surface or object heating application you might encounter. With an accessible staff of sales and application engineers experienced at helping you find the most economical solution for your needs, BriskHeat is your heating specialist.

BriskHeat®

www.BriskHeat.com

1-888-412-7406 (Worldwide)

Email: bhtsales1@briskheat.com